

# Performance by CCG, CCG Cluster and Ward (2016 Measures)

Date from: 01/04/2016  
Date to: 31/01/2017

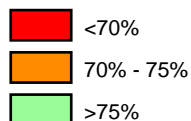
CCG Name	Ward Name	Category A			Category C1		Category C2		Category C3	Category C4	Total
		Incidents	% reached in 8 mins	% reached in 19 mins	Incidents	% reached in 45 mins	Incidents	% reached in 60 mins	Incidents	Incidents	Incidents
NHS Barnet CCG		18787	53.71%	90.73%	1527	67.19%	8539	71.34%	2775	5732	37360
NHS Camden CCG		15316	72.11%	92.45%	1222	81.42%	7083	80.91%	2586	3779	29986
NHS Enfield CCG		18005	54.17%	88.88%	1373	58.19%	7072	64.58%	2051	3983	32484
NHS Haringey CCG		13950	54.55%	93.33%	1277	63.74%	6246	66.09%	2332	3114	26919
NHS Islington CCG		13097	66.56%	93.44%	1036	76.35%	6486	77.58%	2270	3710	26599
<b>North Central</b>		<b>79155</b>	<b>59.65%</b>	<b>91.55%</b>	<b>6435</b>	<b>68.76%</b>	<b>35426</b>	<b>72.12%</b>	<b>12014</b>	<b>20318</b>	<b>153348</b>
NHS Barking and Dagenham CCG		12516	61.23%	94.61%	1110	74.77%	5889	77.19%	1780	2963	24258
NHS City and Hackney CCG		15471	67.81%	92.27%	1639	77.36%	7580	80.54%	2938	3701	31329
NHS Havering CCG		14554	63.67%	93.88%	1194	75.29%	7223	77.63%	2069	4878	29918
NHS Newham CCG		18082	65.32%	92.76%	1749	77.36%	8009	79.75%	3104	3775	34719
NHS Redbridge CCG		15089	60.02%	90.08%	1239	68.52%	6790	72.50%	2099	3998	29215
NHS Tower Hamlets CCG		15582	72.01%	91.37%	1316	81.61%	6589	81.17%	2777	3261	29525
NHS Waltham Forest CCG		13445	58.76%	86.69%	1214	64.74%	5825	69.10%	1888	3446	25818
<b>North East</b>		<b>104739</b>	<b>64.36%</b>	<b>91.69%</b>	<b>9461</b>	<b>74.61%</b>	<b>47905</b>	<b>77.11%</b>	<b>16655</b>	<b>26022</b>	<b>204782</b>
NHS Brent CCG		18455	61.36%	94.16%	1571	73.71%	7994	75.94%	2808	4722	35550
NHS Central London (Westminster) CCG		16526	73.49%	93.33%	1276	84.64%	7902	83.73%	3259	3380	32343
NHS Ealing CCG		19062	61.17%	95.45%	1595	76.05%	9103	80.29%	2713	5346	37819
NHS Harrow CCG		10892	62.19%	93.69%	899	71.75%	4970	76.16%	1347	3538	21646
NHS Hounslow CCG		14442	64.97%	94.68%	1270	78.19%	7431	80.85%	2190	3797	29130
NHS West London (Kensington and Chelsea, Queen's Park and Paddington) CCG		12653	72.01%	93.89%	1013	81.93%	6287	82.54%	2208	3495	25656
NHS Hammersmith and Fulham CCG		10457	73.60%	96.37%	909	83.94%	5130	83.68%	1806	3223	21525
NHS Hillingdon CCG		18334	65.87%	89.62%	1634	77.54%	9142	81.80%	2837	6554	38501
<b>North West</b>		<b>120821</b>	<b>66.35%</b>	<b>93.74%</b>	<b>10167</b>	<b>78.18%</b>	<b>57959</b>	<b>80.66%</b>	<b>19168</b>	<b>34055</b>	<b>242170</b>
NHS Bexley CCG		12228	61.77%	92.21%	1009	73.24%	5977	77.53%	1685	4142	25041
NHS Bromley CCG		14461	60.65%	94.01%	1233	74.78%	7670	80.14%	2308	6158	31830

# Performance by CCG, CCG Cluster and Ward (2016 Measures)

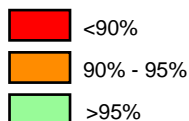
Date from: 01/04/2016  
Date to: 31/01/2017

CCG Name	Ward Name	Category A			Category C1		Category C2		Category C3	Category C4	Total
		Incidents	% reached in 8 mins	% reached in 19 mins	Incidents	% reached in 45 mins	Incidents	% reached in 60 mins	Incidents	Incidents	Incidents
NHS Greenwich CCG		13910	65.85%	94.02%	1344	79.32%	6837	81.38%	2514	3974	28579
NHS Lambeth CCG		17324	74.96%	95.67%	1826	85.93%	9102	86.89%	3917	5247	37416
NHS Lewisham CCG		14059	63.91%	95.11%	1442	81.76%	6716	82.28%	2877	4268	29362
NHS Southwark CCG		16889	73.70%	95.29%	1935	86.36%	9171	87.49%	3774	5295	37064
<b>South East</b>		<b>88871</b>	<b>67.40%</b>	<b>94.50%</b>	<b>8789</b>	<b>81.31%</b>	<b>45473</b>	<b>83.14%</b>	<b>17075</b>	<b>29084</b>	<b>189292</b>
NHS Croydon CCG		20309	60.01%	92.79%	1894	72.81%	10639	75.78%	3083	6357	42282
NHS Merton CCG		8510	79.52%	98.33%	817	89.96%	4939	90.89%	1615	3342	19223
NHS Richmond CCG		7372	66.36%	95.32%	660	80.91%	4334	83.89%	1295	3132	16793
NHS Sutton CCG		9461	72.15%	96.13%	797	87.08%	5195	88.05%	1480	3853	20786
NHS Wandsworth CCG		13051	73.73%	97.42%	1180	89.66%	7263	90.24%	2384	4277	28155
NHS Kingston CCG		7664	77.23%	94.83%	614	84.69%	4172	86.46%	1256	2889	16595
<b>South West</b>		<b>66367</b>	<b>69.64%</b>	<b>95.40%</b>	<b>5962</b>	<b>82.52%</b>	<b>36542</b>	<b>84.62%</b>	<b>11113</b>	<b>23850</b>	<b>143834</b>
<b>LAS Total</b>		<b>459953</b>	<b>65.42%</b>	<b>93.29%</b>	<b>40814</b>	<b>77.18%</b>	<b>223305</b>	<b>79.70%</b>	<b>76025</b>	<b>133329</b>	<b>933426</b>

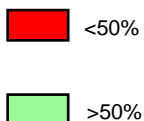
### Cat A % within 8 mins



### Cat A % within 19 mins



### Cat C1 % within 45 mins



### Cat C2 % within 60 mins

