

# Performance by CCG, CCG Cluster and Ward (2016 Measures)

Date from: 01/12/2016  
Date to: 31/12/2016

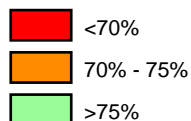
CCG Name	Ward Name	Category A			Category C1		Category C2		Category C3	Category C4	Total
		Incidents	% reached in 8 mins	% reached in 19 mins	Incidents	% reached in 45 mins	Incidents	% reached in 60 mins	Incidents	Incidents	Incidents
NHS Barnet CCG		2122	52.40 %	88.74 %	139	57.55%	836	62.92%	288	552	3937
NHS Camden CCG		1618	74.35 %	93.14 %	130	75.38%	729	75.45%	276	393	3146
NHS Enfield CCG		2046	51.32 %	86.75 %	133	47.37%	722	57.34%	209	401	3511
NHS Haringey CCG		1567	53.92 %	92.79 %	122	51.64%	643	57.39%	204	317	2853
NHS Islington CCG		1359	65.86 %	91.98 %	104	68.27%	637	70.96%	217	355	2672
<b>North Central</b>		<b>8712</b>	<b>58.60 %</b>	<b>90.32 %</b>	<b>628</b>	<b>59.71 %</b>	<b>3567</b>	<b>64.79 %</b>	<b>1194</b>	<b>2018</b>	<b>16119</b>
NHS Havering CCG		1642	57.06 %	91.78 %	124	66.13%	727	62.31%	182	490	3165
NHS Newham CCG		1961	64.66 %	89.85 %	185	68.11%	765	73.20%	310	386	3607
NHS Redbridge CCG		1765	57.34 %	86.80 %	115	53.04%	662	55.44%	193	448	3183
NHS Tower Hamlets CCG		1706	68.76 %	89.98 %	129	74.42%	665	72.93%	263	331	3094
NHS Waltham Forest CCG		1472	59.65 %	83.63 %	122	47.54%	568	56.51%	166	323	2651
NHS Barking and Dagenham CCG		1415	56.54 %	92.23 %	122	60.66%	572	68.18%	148	292	2549
NHS City and Hackney CCG		1664	67.49 %	90.99 %	159	71.70%	787	73.32%	295	352	3257
<b>North East</b>		<b>11625</b>	<b>61.86 %</b>	<b>89.34 %</b>	<b>956</b>	<b>63.91 %</b>	<b>4746</b>	<b>66.43 %</b>	<b>1557</b>	<b>2622</b>	<b>21506</b>
NHS Central London (Westminster) CCG		1870	73.16 %	91.12 %	138	78.99%	779	79.46%	305	331	3423
NHS Ealing CCG		2124	60.55 %	94.16 %	181	66.30%	925	74.16%	246	569	4045
NHS Hammersmith and Fulham CCG		1209	71.71 %	95.70 %	104	80.77%	525	75.43%	169	380	2387
NHS Harrow CCG		1226	59.38 %	93.23 %	89	65.17%	520	65.96%	137	370	2342
NHS Hillingdon CCG		2021	64.28 %	88.42 %	148	64.86%	967	74.04%	288	688	4112
NHS Hounslow CCG		1645	65.47 %	92.77 %	137	64.96%	764	73.56%	201	394	3141
NHS West London (Kensington and Chelsea, Queen's Park and Paddington) CCG		1334	71.36 %	92.80 %	114	66.67%	644	76.24%	229	355	2676
NHS Brent CCG		2145	59.02 %	93.24 %	171	66.08%	753	66.14%	288	494	3851
<b>North West</b>		<b>13574</b>	<b>65.15 %</b>	<b>92.49 %</b>	<b>1082</b>	<b>68.85 %</b>	<b>5877</b>	<b>73.35 %</b>	<b>1863</b>	<b>3581</b>	<b>25977</b>
NHS Bexley CCG		1430	55.38 %	89.93 %	108	64.81%	619	70.44%	162	416	2735
NHS Bromley CCG		1720	59.77 %	93.08 %	139	69.78%	798	72.43%	224	664	3545

# Performance by CCG, CCG Cluster and Ward (2016 Measures)

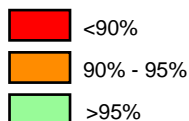
Date from: 01/12/2016  
Date to: 31/12/2016

CCG Name	Ward Name	Category A		Category C1		Category C2		Category C3	Category C4	Total	
		Incidents	% reached in 8 mins	% reached in 19 mins	Incidents	% reached in 45 mins	Incidents	% reached in 60 mins	Incidents	Incidents	Incidents
NHS Greenwich CCG		1572	64.57 %	92.11 %	133	69.92%	695	75.40%	244	395	3039
NHS Lambeth CCG		1870	73.37 %	94.60 %	176	84.09%	905	83.09%	347	502	3800
NHS Lewisham CCG		1546	62.81 %	93.21 %	134	70.15%	675	75.70%	286	399	3040
NHS Southwark CCG		1892	72.73 %	94.98 %	195	82.05%	873	81.67%	375	541	3876
<b>South East</b>		<b>10030</b>	<b>65.34 %</b>	<b>93.14 %</b>	<b>885</b>	<b>74.80 %</b>	<b>4565</b>	<b>76.98 %</b>	<b>1638</b>	<b>2917</b>	<b>20035</b>
NHS Croydon CCG		2327	60.34 %	92.31 %	185	65.41%	1063	69.24%	292	628	4495
NHS Merton CCG		982	78.00 %	97.86 %	81	82.72%	518	86.49%	162	364	2107
NHS Richmond CCG		864	68.40 %	95.02 %	62	58.06%	452	76.99%	119	353	1850
NHS Sutton CCG		1082	72.92 %	95.01 %	96	79.17%	552	83.70%	156	396	2282
NHS Wandsworth CCG		1458	72.09 %	97.33 %	134	84.33%	759	86.30%	230	417	2998
NHS Kingston CCG		901	80.69 %	94.78 %	72	79.17%	464	79.96%	137	308	1882
<b>South West</b>		<b>7614</b>	<b>69.98 %</b>	<b>94.97 %</b>	<b>630</b>	<b>74.60 %</b>	<b>3808</b>	<b>79.31 %</b>	<b>1096</b>	<b>2466</b>	<b>15614</b>
<b>LAS Total</b>		<b>51555</b>	<b>64.05 %</b>	<b>91.91 %</b>	<b>4181</b>	<b>68.48 %</b>	<b>22563</b>	<b>72.28 %</b>	<b>7348</b>	<b>13604</b>	<b>99251</b>

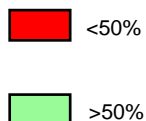
### Cat A % within 8 mins



### Cat A % within 19 mins



### Cat C1 % within 45 mins



### Cat C2 % within 60 mins

