

# Performance by CCG, CCG Cluster and Ward (2016 Measures)

Date from: 01/04/2016  
Date to: 28/02/2017

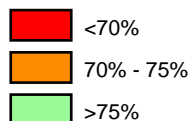
CCG Name	Ward Name	Category A			Category C1		Category C2		Category C3	Category C4	Total
		Incidents	% reached in 8 mins	% reached in 19 mins	Incidents	% reached in 45 mins	Incidents	% reached in 60 mins	Incidents	Incidents	Incidents
NHS Barnet CCG		20571	54.05%	90.79%	1677	66.61%	9323	71.13%	3007	6216	40794
NHS Camden CCG		16749	72.49%	92.69%	1331	81.29%	7776	80.88%	2797	4121	32774
NHS Enfield CCG		19713	53.99%	88.74%	1487	57.63%	7715	64.03%	2223	4361	35499
NHS Haringey CCG		15291	54.49%	93.26%	1393	62.74%	6795	65.70%	2566	3404	29449
NHS Islington CCG		14363	67.02%	93.43%	1153	76.06%	7053	77.07%	2464	4011	29044
<b>North Central</b>		<b>86687</b>	<b>59.83%</b>	<b>91.57%</b>	<b>7041</b>	<b>68.27%</b>	<b>38662</b>	<b>71.80%</b>	<b>13057</b>	<b>22113</b>	<b>167560</b>
NHS Barking and Dagenham CCG		13762	60.94%	94.51%	1227	73.76%	6391	76.28%	1927	3243	26550
NHS City and Hackney CCG		16908	67.77%	92.12%	1778	76.32%	8220	79.98%	3158	4060	34124
NHS Havering CCG		15913	63.11%	93.70%	1297	74.79%	7813	77.08%	2240	5317	32580
NHS Newham CCG		19827	65.40%	92.75%	1890	76.77%	8718	79.02%	3349	4097	37881
NHS Redbridge CCG		16422	59.89%	89.87%	1353	67.55%	7430	71.88%	2277	4364	31846
NHS Tower Hamlets CCG		17068	71.87%	91.45%	1444	80.33%	7153	80.43%	3005	3530	32200
NHS Waltham Forest CCG		14764	58.66%	86.46%	1322	63.46%	6408	68.49%	2041	3786	28321
<b>North East</b>		<b>114664</b>	<b>64.20%</b>	<b>91.59%</b>	<b>10311</b>	<b>73.67%</b>	<b>52133</b>	<b>76.43%</b>	<b>17997</b>	<b>28397</b>	<b>223502</b>
NHS Brent CCG		20165	61.81%	94.28%	1708	73.42%	8730	75.75%	3045	5180	38828
NHS Central London (Westminster) CCG		17934	73.85%	93.51%	1390	84.68%	8589	83.56%	3550	3678	35141
NHS Ealing CCG		20799	61.62%	95.49%	1732	76.27%	9888	80.33%	2958	5848	41225
NHS Hammersmith and Fulham CCG		11363	73.93%	96.38%	999	84.08%	5615	83.74%	1976	3507	23460
NHS Harrow CCG		11947	62.78%	93.77%	985	71.37%	5442	76.04%	1463	3893	23730
NHS Hillingdon CCG		20061	66.05%	89.64%	1777	77.72%	9974	81.73%	3104	7187	42103
NHS Hounslow CCG		15754	65.30%	94.53%	1391	78.07%	8121	80.77%	2406	4154	31826
NHS West London (Kensington and Chelsea, Queen's Park and Paddington) CCG		13806	72.42%	93.97%	1093	82.43%	6833	82.39%	2387	3796	27915
<b>North West</b>		<b>131829</b>	<b>66.73%</b>	<b>93.79%</b>	<b>11075</b>	<b>78.22%</b>	<b>63192</b>	<b>80.57%</b>	<b>20889</b>	<b>37243</b>	<b>264228</b>
NHS Bexley CCG		13410	61.97%	92.42%	1106	72.33%	6488	77.51%	1851	4535	27390
NHS Bromley CCG		15863	61.04%	93.96%	1342	75.34%	8433	80.16%	2515	6726	34879

# Performance by CCG, CCG Cluster and Ward (2016 Measures)

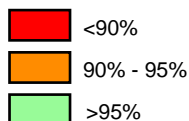
Date from: 01/04/2016  
Date to: 28/02/2017

CCG Name	Ward Name	Category A			Category C1		Category C2		Category C3	Category C4	Total
		Incidents	% reached in 8 mins	% reached in 19 mins	Incidents	% reached in 45 mins	Incidents	% reached in 60 mins	Incidents	Incidents	Incidents
NHS Greenwich CCG		15310	66.19%	94.12%	1484	78.64%	7472	81.32%	2754	4323	31343
NHS Lambeth CCG		18907	75.34%	95.81%	1993	86.45%	9856	86.78%	4253	5778	40787
NHS Lewisham CCG		15354	64.17%	95.15%	1554	81.34%	7317	82.08%	3147	4654	32026
NHS Southwark CCG		18384	74.14%	95.30%	2117	86.63%	10019	87.64%	4097	5796	40413
<b>South East</b>		<b>97228</b>	<b>67.73%</b>	<b>94.57%</b>	<b>9596</b>	<b>81.27%</b>	<b>49585</b>	<b>83.10%</b>	<b>18617</b>	<b>31812</b>	<b>206838</b>
NHS Croydon CCG		22239	60.68%	92.75%	2064	72.67%	11589	76.04%	3340	6934	46166
NHS Merton CCG		9327	79.86%	98.49%	887	89.85%	5400	90.96%	1758	3618	20990
NHS Richmond CCG		8128	66.90%	95.44%	721	81.14%	4730	84.06%	1401	3408	18388
NHS Sutton CCG		10280	72.59%	96.05%	862	87.01%	5633	87.93%	1616	4226	22617
NHS Wandsworth CCG		14235	74.08%	97.56%	1288	89.75%	7864	90.23%	2582	4684	30653
NHS Kingston CCG		8412	77.62%	94.91%	667	84.56%	4560	86.07%	1391	3179	18209
<b>South West</b>		<b>72621</b>	<b>70.11%</b>	<b>95.45%</b>	<b>6489</b>	<b>82.48%</b>	<b>39776</b>	<b>84.66%</b>	<b>12088</b>	<b>26049</b>	<b>157023</b>
<b>LAS Total</b>		<b>503029</b>	<b>65.64%</b>	<b>93.30%</b>	<b>44512</b>	<b>76.87%</b>	<b>243348</b>	<b>79.47%</b>	<b>82648</b>	<b>145614</b>	<b>1019151</b>

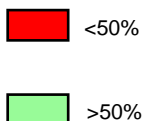
Cat A % within 8 mins



Cat A % within 19 mins



Cat C1 % within 45 mins



Cat C2 % within 60 mins

