

# Performance by CCG, CCG Cluster and Ward (2016 Measures)

Date from: 01/04/2017  
Date to: 31/05/2017

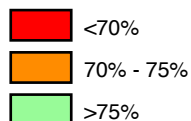
CCG Name	Ward Name	Category A			Category C1		Category C2		Category C3	Category C4	Total
		Incidents	% reached in 8 mins	% reached in 19 mins	Incidents	% reached in 45 mins	Incidents	% reached in 60 mins	Incidents	Incidents	Incidents
NHS Barnet CCG		3545	63.86%	94.50%	300	73.67%	1740	80.52%	580	1092	7257
NHS Camden CCG		2956	81.63%	95.40%	246	83.74%	1446	84.79%	593	743	5984
NHS Enfield CCG		3498	63.72%	91.57%	293	62.80%	1588	71.54%	415	800	6594
NHS Haringey CCG		2702	63.88%	95.71%	233	65.24%	1335	73.86%	520	619	5409
NHS Islington CCG		2656	75.19%	95.75%	217	71.89%	1318	80.58%	475	610	5276
<b>North Central</b>		<b>15357</b>	<b>69.21%</b>	<b>94.43%</b>	<b>1289</b>	<b>71.30%</b>	<b>7427</b>	<b>78.24%</b>	<b>2583</b>	<b>3864</b>	<b>30520</b>
NHS Barking and Dagenham CCG		2579	67.04%	95.97%	205	70.73%	1171	78.74%	383	580	4918
NHS City and Hackney CCG		3129	72.42%	93.96%	312	73.72%	1483	82.47%	576	677	6177
NHS Havering CCG		2909	63.87%	94.50%	214	69.63%	1471	78.11%	375	882	5851
NHS Newham CCG		3770	69.44%	94.35%	344	74.42%	1633	81.94%	582	619	6948
NHS Redbridge CCG		3010	66.35%	92.46%	232	66.38%	1362	74.89%	440	765	5809
NHS Tower Hamlets CCG		3208	75.06%	92.64%	264	78.03%	1379	81.65%	477	577	5905
NHS Waltham Forest CCG		2815	64.48%	89.52%	238	62.61%	1248	72.76%	361	645	5307
<b>North East</b>		<b>21420</b>	<b>68.59%</b>	<b>93.35%</b>	<b>1809</b>	<b>71.25%</b>	<b>9747</b>	<b>78.86%</b>	<b>3194</b>	<b>4745</b>	<b>40915</b>
NHS Central London (Westminster) CCG		3294	81.88%	96.78%	246	90.24%	1575	89.40%	736	757	6608
NHS Ealing CCG		3775	69.83%	96.85%	319	80.56%	1947	83.92%	598	999	7638
NHS Hammersmith and Fulham CCG		2007	81.27%	97.51%	159	89.31%	1057	88.27%	396	653	4272
NHS Harrow CCG		2196	71.95%	96.95%	187	83.96%	1114	85.01%	312	763	4572
NHS Hillingdon CCG		3756	71.35%	91.64%	319	81.50%	1855	86.31%	606	1312	7848
NHS Hounslow CCG		2863	68.32%	95.74%	243	81.07%	1464	84.49%	479	699	5748
NHS West London (Kensington and Chelsea, Queen's Park and Paddington) CCG		2477	80.22%	95.60%	202	88.61%	1220	87.54%	506	688	5093
NHS Brent CCG		3741	72.15%	96.55%	316	85.76%	1611	84.67%	634	879	7181
<b>North West</b>		<b>24109</b>	<b>74.11%</b>	<b>95.79%</b>	<b>1991</b>	<b>84.63%</b>	<b>11843</b>	<b>86.06%</b>	<b>4267</b>	<b>6750</b>	<b>48960</b>
NHS Bexley CCG		2438	67.06%	95.57%	190	76.84%	1246	84.03%	360	791	5025
NHS Bromley CCG		2893	68.20%	95.99%	235	85.53%	1604	88.97%	496	1191	6419

# Performance by CCG, CCG Cluster and Ward (2016 Measures)

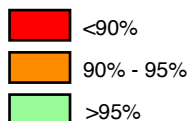
Date from: 01/04/2017  
Date to: 31/05/2017

CCG Name	Ward Name	Category A		Category C1		Category C2		Category C3	Category C4	Total	
		Incidents	% reached in 8 mins	% reached in 19 mins	Incidents	% reached in 45 mins	Incidents	% reached in 60 mins	Incidents	Incidents	Incidents
NHS Greenwich CCG		2772	75.40%	96.83%	289	84.08%	1410	87.73%	575	700	5746
NHS Lambeth CCG		3646	82.23%	97.70%	321	86.60%	1752	88.93%	794	1029	7542
NHS Lewisham CCG		2904	71.49%	96.80%	298	82.89%	1375	87.71%	610	869	6056
NHS Southwark CCG		3364	80.50%	97.06%	344	91.57%	1749	90.51%	770	1036	7263
<b>South East</b>		<b>18017</b>	<b>74.82%</b>	<b>96.74%</b>	<b>1677</b>	<b>85.27%</b>	<b>9136</b>	<b>88.20%</b>	<b>3605</b>	<b>5616</b>	<b>38051</b>
NHS Croydon CCG		3985	70.51%	93.68%	341	75.37%	2222	82.90%	638	1142	8328
NHS Merton CCG		1778	83.58%	99.04%	180	91.11%	1043	92.52%	335	681	4017
NHS Richmond CCG		1498	78.04%	97.06%	112	82.14%	878	87.13%	270	562	3320
NHS Sutton CCG		1897	79.70%	96.78%	126	88.10%	1013	88.94%	291	739	4066
NHS Wandsworth CCG		2672	82.56%	98.24%	209	83.73%	1496	90.57%	558	812	5747
NHS Kingston CCG		1530	86.86%	96.27%	112	88.39%	843	90.63%	263	502	3250
<b>South West</b>		<b>13360</b>	<b>78.68%</b>	<b>96.42%</b>	<b>1080</b>	<b>83.15%</b>	<b>7495</b>	<b>87.95%</b>	<b>2355</b>	<b>4438</b>	<b>28728</b>
<b>LAS Total</b>		<b>92263</b>	<b>72.81%</b>	<b>95.27%</b>	<b>7846</b>	<b>79.29%</b>	<b>45648</b>	<b>83.99%</b>	<b>16004</b>	<b>25413</b>	<b>187174</b>

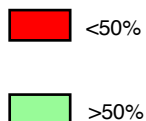
#### Cat A % within 8 mins



#### Cat A % within 19 mins



#### Cat C1 % within 45 mins



#### Cat C2 % within 60 mins

